

# MATIN

DESIGN BY INGA SEMPÉ



The Matin table lamp offers a contemporary yet poetic design, with a construction that combines visual delicacy with physical robustness. It consists of a steel wire bent frame finished in polished brass with matt black hardware, and is paired with a pleated cotton shade in a variety of vibrant colours. The light source is an integrated LED, offering a diffused downlight which is accompanied by a digital in-line dimmer control to adjust the output of light if required.

## PRODUCT DETAILS

- / Part of a progressive and technologically advanced lighting collection.
- / Elegant table lamp with a steel wire bent frame, paired with a pleated cotton shade in different colours.
- / CE approved.
- / Integrated LED module included with an estimated life span of 25.000 hours of use.
- / Inline step dimmer.
- / Table lamp available in two sizes suitable for both private and office environments.

# HAY

**MATERIAL**

LAMP SHADE / Cotton fabric laminated to a PVC sheet.

LAMP BASE / Bent steel wire, precision cast steel counter weight and injection moulded ABS.

CORD / Silicone cable.

INLINE SWITCH / Injection moulded ABS.


Please note that the inline switch and cable are black for all colour options.

**COLOUR & FINISH**

Please note that the colour codes are indicative.

Available in 6 different colours.

- / Oxide red (Pantone 7609 C)
- / White (RAL 9010)
- / Lavender (Pantone 7445 C)
- / Bright red (Pantone 2035 U)
- / Green (Pantone 7729 U)
- / Yellow (Pantone 109 U)



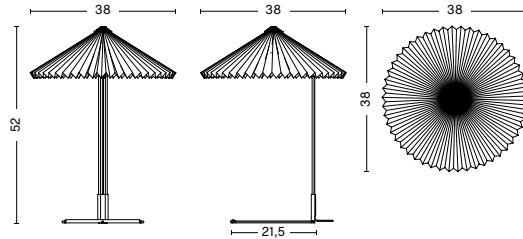
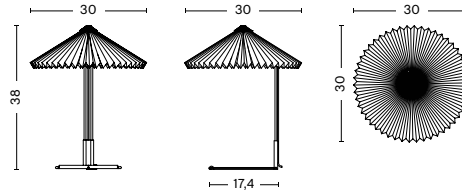
**DIMENSIONS**

**SMALL**

WIDTH / 30 cm / 11.8"  
DEPTH / 30 cm / 11.8"  
HEIGHT / 38 cm / 15"

**LARGE**

WIDTH / 38 cm / 15"  
DEPTH / 38 cm / 15"  
HEIGHT / 52 cm / 20.5"



## TECHNICAL SPECIFICATIONS

- / LIGHT SOURCE / Integrated LED
- / POWER (watts) / 5W
- / DIMMABLE / Yes
- / POWER SUPPLY / 220-240V AC at 50-60Hz  
UK/EU plug mounted adapter
- / CORD LENGTH / 200 cm
- / SWITCH / Inline step dimmer. Located 50 cm from lamp base

## TEST SPECIFICATIONS\*

- / FLUX (lumens) / 150lm
- / CCT (kelvin) / 2800k, warm white
- / CRI (1-100) / 85

\*Photometrics and the specification shown is taken using the integrated LED light source fitted in the production luminaire.

## CERTIFICATIONS

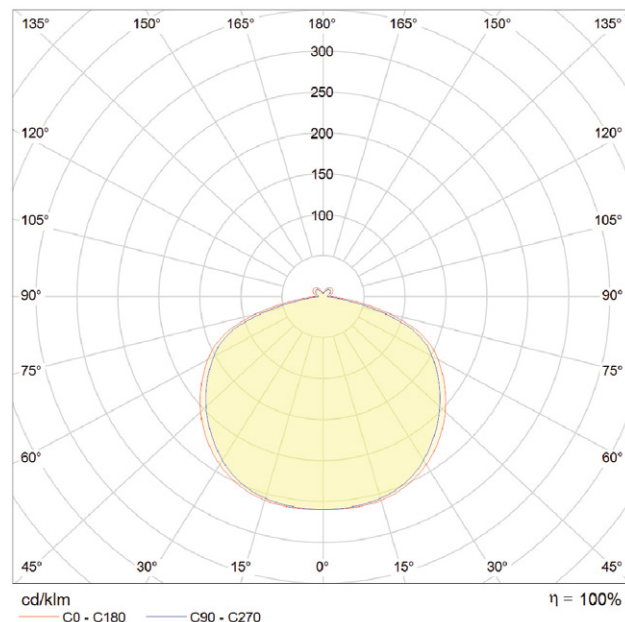
/ CE approved: this product has been assessed and complies with the essential requirements of the relevant European directives.



Tested according to the following European EN standards which relate specifically to electrical lighting products including:

- / EN 55015:2013 (radio disturbance)
- / EN 61547:2009 (EMC immunity)
- / EN 61000-3-2:2014 (EMC compatibility)
- / EN 61000-3-3:2013 (EMC compatibility)
- / EN 60598-2-4:1997 (portable luminaires)
- / EN 60598-1:2015 (general requirements)
- / EN 62493:2010 (human exposure to EMC)

## PHOTOMETRICS



## DOWNLOADS

Packshots and lifestyle photos, 2D / 3D files, care and maintenance instructions, CE attestation of conformity certificates, product fact sheets, and product presentations are available in our Image Bank at hay.com.

[Link to downloads.](#)

# HAY